





Video Title: Always Learning

Susan Fabrizio Johnson

Track	Narration	Video Effects	Audio Effects
<i>Open</i>			
<i>1</i>	<p>They say the illiterate of tomorrow are not the people who won't be able to read or write. It will be those people who forget how to learn.</p> 	Zoom in towards window	

Track	Narration	Video Effects	Audio Effects
	paper		
2	<p>Because of my love for learning and the opportunity to work with children, I went into teaching a long time ago. With every new day, comes an opportunity to acquire knowledge.</p> 		
3	Each school day begins the same: Buses, kids, and bells.	Insert 1 <sup>st</sup> image and switch to others according to the sound effects.	School bell Kids walking Crowd cheering School bell


Track	Narration	Video Effects	Audio Effects
			

Track	Narration	Video Effects	Audio Effects
	 <p data-bbox="178 917 619 950">Mornings at my school are hectic.</p>		




Track	Narration	Video Effects	Audio Effects
	 <p data-bbox="180 1081 989 1110">Well, not quite this hectic. But some mornings it feels like this.</p>		


Track	Narration	Video Effects	Audio Effects
			


Track	Narration	Video Effects	Audio Effects
			
4	Their bright eyes greet another school day.		Giggling





Track	Narration	Video Effects	Audio Effects
	 A photograph of three young children in a classroom setting, engaged in a painting activity. They are seated at wooden desks. The child in the foreground is a young boy with brown hair, wearing a white short-sleeved shirt and grey pants, looking towards the camera with a slight smile. Behind him, another boy is also looking towards the camera. To the left, a girl with dark hair is focused on painting. On the desks, there are various art supplies including paint palettes, brushes, and a drawing of a butterfly. The background features a green chalkboard, a calendar for April 2005, and a large, colorful mural on the wall.		




Track	Narration	Video Effects	Audio Effects
			
5	Things are a lot different now then back when I first entered my own classroom.		<i>Caulk board writing  Typewriter sound to  keyboard  whiteboard</i>


Track	Narration	Video Effects	Audio Effects
	 A photograph of a classroom. In the foreground, there are several rows of wooden desks with blue chairs. The desks are arranged in a grid pattern. In the background, there is a large green chalkboard with some faint writing on it. Above the chalkboard, there are colorful decorations and a banner. To the left of the chalkboard, there is an American flag on a pole. The room appears to be a typical elementary school classroom.		


Track	Narration	Video Effects	Audio Effects
	 A close-up photograph of several pieces of colorful chalk (blue, green, pink) lying on a wooden surface next to a blackboard. The chalk is arranged in a line, and the background is blurred, showing a wooden table and some green bottles.		


Track	Narration	Video Effects	Audio Effects
	 <p data-bbox="180 1138 596 1170">Well maybe not <i>THAT</i> different.</p>		



Track	Narration	Video Effects	Audio Effects
	 <p data-bbox="180 1084 1108 1154">Still, paper and pens have been replaced by styluses and tablets. Today's blackboard is an interactive whiteboard that I control from my computer.</p>		


Track	Narration	Video Effects	Audio Effects
	 A close-up photograph of a hand with red nail polish and a silver ring, holding a blue marker and writing the words "do over!!" in a cursive, light blue font on a whiteboard. The hand is positioned on the right side of the frame, with the marker tip touching the whiteboard surface.		
6	Heck, half of my 2nd grade class students have their own smart phones, and they take assessments online.		


Track	Narration	Video Effects	Audio Effects
			
7	<p>I remember the first whiteboard that found its way into my classroom. And that encyclopedia that came with was like reading something written by Charlie Brown's teacher.</p>	<p>Drop the book across the page.</p>	<p>Book drop</p>


Track	Narration	Video Effects	Audio Effects
	 <p>A photograph of a classroom. In the foreground, a blue rug depicts the solar system with labels for Mercury, Venus, Earth, Mars, Jupiter, Saturn, Uranus, and Neptune. A wooden podium stands in the middle ground, displaying a sign that reads "INCLUDE everyone!" with a photo of a diverse group of children. Behind the podium is a whiteboard and a "Geography Terms" poster. The classroom has several desks and is decorated with various educational posters and student work.</p>		






Track	Narration	Video Effects	Audio Effects
	 A chalkboard drawing featuring a stick figure with a sun-like head, the word 'Tgacha' with arrows pointing to its arms, and the equation '1 + 1 = 3'.		
10	But when I'm standing in front of 25 kids, I don't have time to figure out how to		Papers rustling

Track	Narration	Video Effects	Audio Effects
	<p>make something work.</p>  <p>And I don't have time to dig through stacks of training documents.</p>		


Track	Narration	Video Effects	Audio Effects
			
11	I need quick and easy-to-follow directions to get me back on task.		




Track	Narration	Video Effects	Audio Effects
	 <p data-bbox="180 756 804 794">And back to the things that I enjoy. My students.</p>		


Track	Narration	Video Effects	Audio Effects
			
12	And my family.		


Track	Narration	Video Effects	Audio Effects
			
13	<p>Using the online help, I have access to the information that I need when I need it. And after a few times, you just remember it!</p>	Zoom in	

Track	Narration	Video Effects	Audio Effects
			
14	I learn something new about the technologies that I use every day.		



Track	Narration	Video Effects	Audio Effects
			

Track	Narration	Video Effects	Audio Effects
			
15	Yeah, there's still a lot of learning left in this ole girl!		

Track	Narration	Video Effects	Audio Effects
			
	<p>You Tube location  <a href="http://www.youtube.com/watch?v=8nVTaCO5nFs">http://www.youtube.com/watch?v=8nVTaCO5nFs</a></p>	<p><a href="mailto:Ugotsusan325@gmail.com">Ugotsusan325@gmail.com</a></p>	<p>Times2013</p>
	<p>Take Two with Name, Title Date and new Dimensions  <a href="http://www.youtube.com/my_videos?o=U">http://www.youtube.com/my_videos?o=U</a>   <a href="http://youtu.be/x_5p3PJxuTA">http://youtu.be/x_5p3PJxuTA</a> - video location</p>		